



炉灶开孔的标准尺寸？

您选购煤气炉时，可否有人提醒你下列一些，将来你可能会给您自己带来麻烦的更换问题？

- Q:** 忘了洋灰铺设磁砖的台面，定型的洞口是不能随意更改。  
**A:** 煤气炉坏了可以更换，台面肯定是不能随意割切。
- Q:** 以为所有的炉灶都是标准尺寸。  
**A:** 只有真正意大利制造的煤气炉，是采用标准尺寸，都可以随意替换。  
 注明：意大利开孔标准尺寸为 [B] 840 x 480 或 [S] 560 x 480 mm
- Q:** 喜欢外表美观，奇形怪状的炉灶。  
**A:** 没有注意到，不同国家制造的煤气炉，尺寸都不一样，不能替换。
- Q:** 喜欢电磁感应炉灶。  
**A:** 你可能忽略了，电磁炉若是4个一齐用，耗电量高达6Kw，超负荷不是一般电插座能承受的，而且东方人使用的镬也不适用。

有一句名言，忘了是谁说的：

**您的将来...在于你今天正确的选择！**

### 更换炉灶，面对尺寸不合的问题

吃了亏，要改换意大利炉，怎么办？

\*只要台面高度是32"或33"

**我们还有办法\***



你得买个不锈钢框架，把原来的洞口遮盖，不需要切割。



框架适用860或680mm炉



一般上消费者在选购时，绝大多数都不会想到日后会碰到这个问题：能不能找到同样尺寸的煤气炉来更换？购买标准尺寸的意大利炉，还是比较有保障，省麻烦。那些遇到上述问题的顾客，马上就会理解！

二十年前选用 Rhoixon

乐声牌煤气炉的用户，至今更换都没有问题，洞口也不需要切割。



大家都说是意大利

分不清真与假？



### 如何分辨是意大利制造？

其实很简单，只要拿起火头

(燃烧器)，一看就分晓。



原装的意大利煤气炉火头

都会刻有"SABAF"商标



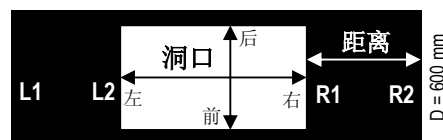
就是这样简单！

[B] 外围尺寸 = 860 x 500 mm

[S] 外围尺寸 = 680 x 500 mm

### 一般更换，如何量？

按我们教你怎样量<sup>#</sup>，自己动手量一量。  
<sup>#</sup> 注意：只须量洞口（不要量炉灶底盘）

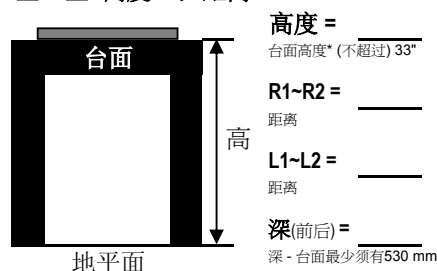


长-从左(L) 到 右(R) = \_\_\_\_\_ mm

深-从前(F) 到 后(B) = \_\_\_\_\_ mm

### 尺寸不合？怎么办？

量一量 高度 与 距离：



高度 = \_\_\_\_\_

台面高度\* (不超过) 33"

R1-R2 = \_\_\_\_\_

距离

L1-L2 = \_\_\_\_\_

距离

深(前后) = \_\_\_\_\_

深·台面最少须有530 mm



### Standard Hob Cut-Out Size?

When choosing hobs, has anyone told you about replacement issues that you may face in future?

**Q:** Forgot that concrete worktops are not easily altered once cut-out is fixed?

**A:** Hobs are always replaceable, but kitchen worktops are NOT always alterable.

**Q:** Thought that all hobs have standard cut out sizes? Think again.

**A:** Only Italian hobs have standard cut out sizes. Hence you can easily replace one with another (regardless of brand).

Note: Standard Italian Cut out sizes - [B] 840 x 480 or [S] 560 x 480 mm

**Q:** Like hobs with unique shapes and sizes?

**A:** Hobs from other countries come in different shapes & sizes - they are not replaceable.

**Q:** Like Induction hobs?

**A:** You may have neglected the fact that if all 4 burners of the electric induction hobs are used, you may use up to 6000W of electricity. A normal electrical plug may not be able to withstand the load ! Additionally, your wok will no longer be functional.

**Your choice today will affect your tomorrow!**

### Replacement for Hobs with non standard sizes

#### Been fleeced and want to change?

\*cabinet height 32" or 33"



#### We have a Solution!

Simply purchase a S/Steel hob frame to cover the existing hole! No other alterations are needed.



Frame for 860/680mm hobs



When buying hobs, most consumers do not consider future

#### "hob replacement problems"

We strongly suggest that you buy an Italian hob to prevent future headaches as they come in standard sizes, regardless of brand. Those who are now facing problems would definitely understand! Our own customers who have been using our brand for the last 20 years have had no such headaches!



## "Made in Italy"?

How do you tell?



### Is it made in Italy?

Simply pick up the burner

One look is ALL it takes



Genuine Italian burners are  
all embossed with "SABAF"



### It's that easy!

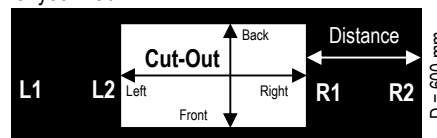
[B] Ext. Dim = 860 x 500 mm

[S] ext. dim = 680 x 500 mm

### How do I take measurements?

We teach you how<sup>#</sup>. DIY at no cost!

# **Note:** Measure the cut out size, not the base of your hob.

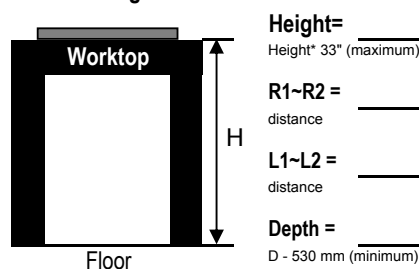


Width - from (L) to (R) = \_\_\_\_\_ mm

Depth - from (F) to (B) = \_\_\_\_\_ mm

### Non standard cut-outs?

Measure height & distance



Height= \_\_\_\_\_  
Height\* 33" (maximum)

R1-R2 = \_\_\_\_\_  
distance

L1-L2 = \_\_\_\_\_  
distance

Depth = \_\_\_\_\_  
D - 530 mm (minimum)